

EXCELSIOR PLUS DISHWASHER - BPEX500IIHRSMALL

Project
Rev.:
Zone:
Location:



CODICE
BND212044

MODELLO
BPEX500IIHRSMALL

SERIE
WASHING

GENERAL CHARACTERISTICS

Professional dishwashers designed to meet the needs for efficient and rapid cleaning of dishes and utensils in commercial settings, such as restaurants, hotels, and similar food facilities.

Baron professional equipment is designed to handle a high volume of dishes and ensure high hygiene standards in commercial settings.



TECHNICAL SPECIFICATIONS

We have simply combined the highest technical specifications and the latest technology with the name and time-tested features.

EXCELSIOR PLUS is our answer to the new high standards of hygiene and cleanliness in the world market, while keeping our operating costs as low as ever

Thanks to the Rinse system. HYGIENE + cycle ensures safe working while maintaining the highest levels of hygiene.

Reduced consumption of water, detergent, rinse aid and electricity thanks to the innovative optimised rinse system

18 wash cycles, of which 6 with partial and 2 with total wash water discharge

The ENERGY RECOVERY system recovers the steam produced by the running machine to preheat the cold feed water.

PLUS SYSTEM Rinsing at constant temperature and water pressure

EXCELSIOR PLUS DISHWASHER - BPEX500IIHRSMALL

Project
Rev.:
Zone:
Location:



CODICE
BND212044

MODELLO
BPEX500IIHRSMALL

SERIE
WASHING

Technical Information

SPECIFICATION	DATA
MATERIAL	BND212044
DEFINITION	BPEX500IIHRSMALL LAVAST. ELET. 500
DIM. WIDTH	600 mm
DIM. PRODUCTIVITY	600 mm
DIM. HEIGHT	850 mm
NET WEIGHT	60 Kg
PACKAGE LENGTH	660 mm
PACKAGE WIDTH	660 mm
PACKAGING HEIGHT	900 mm
PACKAGE VOLUME	0,392 m3
GROSS PACKING WEIGHT	68.5 Kg
STANDARD POWER SUPPLY	380-415V 3N
ELECTRICAL POWER	6.4 kW
BASKET SIZE	500x500 mm
WASH CYCLES	H+/60/120/180/90/180 - 180/360 sec
WASH PUMP	350W
WATER CONSUMPTION	3,5 - 7 lt

EXCELSIOR PLUS DISHWASHER - BPEX500IIHRSMALL

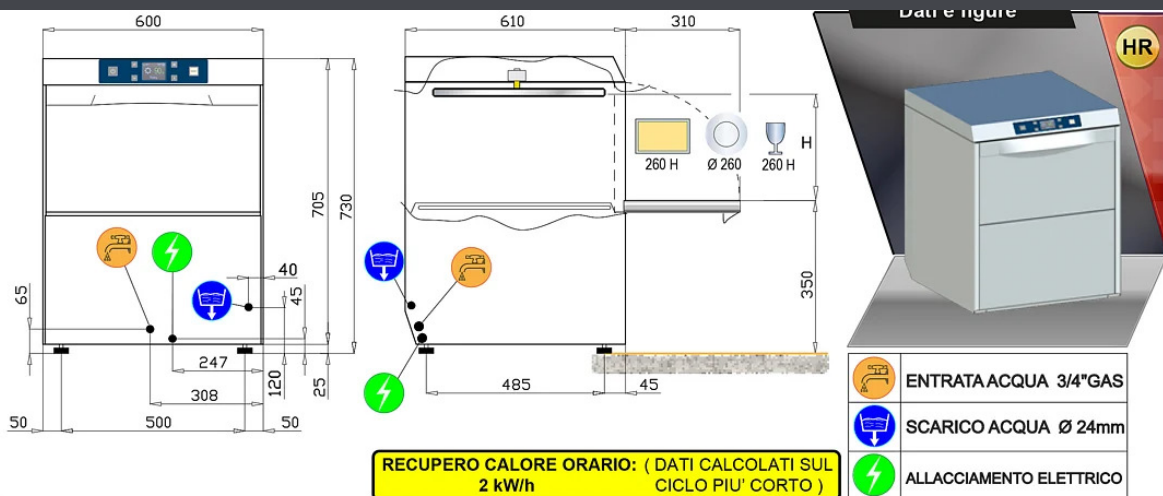
Project
Rev.:
Zone:
Location:




CODICE
BND212044

MODELLO
BPEX500IIHRSMALL

SERIE
WASHING



DATI TECNICI		SCARICO PARZIALE							ACQUA PULITA(**)		
DIMENSIONI ESTERNE											
larghezza		600 mm									
profondita'		610 mm									
altezza (piedino avvitato)		730 mm									
PESO (versione base)		60,0 kg									
TENSIONE DI ALIMENTAZIONE		230V 50Hz / 230V V3 50Hz / 400V 3N 50Hz									
POTENZA MASSIMA ASSORBITA		6350 W									
DUREZZA ACQUA		< 8 °F									
PRESSIONE ACQUA ALIM.		200 - 400 kPa									
ALTEZZA UTILE & CESTI											
altezza utile (H)		260 mm									
DIMENSIONE CESTI		500x500 mm									
DOTAZIONE CESTI		1xC40 - 1xC44 - 1x15060									
N° CICLI (sec)		0(21+680)(***)	H+		1(60)	2(120)	3(180)	4(90)	5(180)	6(180)	7(360)
ALIMENTAZIONE ACQUA 55°C											
produzione cesti/h(*) ⁽¹⁾		/	---	---	---	---	---	---	---	---	
ALIMENTAZIONE ACQUA 10°C											
produzione cesti/h(*) ⁽¹⁾		/	5	28	28	20	24	20	12	10	
CONSUMO ACQUA PER CICLO											
CONDUCIBILITA' ACQUA		> 200 µS / cm							ACQUA PULITA 7,0 L		
CAPACITA' BOILER		11,0 L									
RESISTENZA BOILER		6000 W									
SET. TEMP. RISCIAQUO		70+90°C(***)	87°C	70°C			82°C		82°C		
CAPACITA' VASCA		10,0 L							7,0 l		
RESISTENZA VASCA		2100 W									
SET. TEMPERATURA VASCA		50+70°C(***)	65°C	60°C							
POTENZA POMPA lavag./risc.		350 / 250 W									
POMPA SCARICO		25W h max scarico 0,8 m									
RUMOROSITA'		61,3±0,7 dB(A)									

*) TERMOSTOP DI SERIE / (**) SCARICO TOTALE AD OGNI CICLO(***) / CICLO PERSONALIZZATO / (H+) 600" con 65°C in vasca

¹⁾ In caso di alimentazione con acqua fredda e/o in caso di più lavaggi consecutivi si potrebbero allungare i tempi di riscaldamento dell'acqua del risciacquo inale fino al raggiungimento della temperatura ottimale. Conseguentemente, il tempo totale del ciclo di lavaggio potrebbe aumentare.

N.B. A TERMINE DI LEGGE CI RISERVIAMO LA PROPRIETA' DI QUESTO DISEGNO CON DIVIETO DI RIPRODURLO O DI RENDERLO NOTO A TERZI O A DITTE CONCORRENTI SENZA NOSTRO CONSENSO SCRITTO

PAGE 1 / 1

EXCELSIOR PLUS DISHWASHER - BPEX500IIHRSMALL

Project
Rev.:
Zone:
Location:

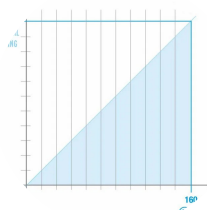


CODICE
BND212044

MODELLO
BPEX500IIHRSMALL

SERIE
WASHING

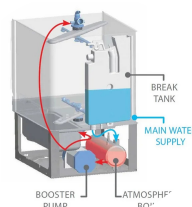
PRODUCT'S RANGE PLUS




Immediate savings of 35 percent on energy consumption and improved temperature in the working environment, no longer saturated by the humidity produced by the machine.



Reduced consumption of water, detergent, rinse aid and electricity thanks to the innovative optimised rinse system



PLUS SYSTEM Rinsing at constant temperature and water pressure



8 wash cycles, of which 6 with partial and 2 with total wash water discharge



The ENERGY RECOVERY system recovers the steam produced by the running machine to preheat the cold feed water.