

# EXCELSIOR PLUS DISHWASHER - BPEXII500DASMALL

Project .....  
Rev.: .....  
Zone: .....  
Location: .....



CODICE  
BND212043

MODELLO  
BPEXII500DASMALL

SERIE  
WASHING

## GENERAL CHARACTERISTICS

Professional dishwashers designed to meet the needs for efficient and rapid cleaning of dishes and utensils in commercial settings, such as restaurants, hotels, and similar food facilities.

Baron professional equipment is designed to handle a high volume of dishes and ensure high hygiene standards in commercial settings.



## TECHNICAL SPECIFICATIONS

We have simply combined the highest technical specifications and the latest technology with the name and time-tested features.

EXCELSIOR PLUS is our answer to the new high standards of hygiene and cleanliness in the world market, while keeping our operating costs as low as ever

Thanks to the Rinse system. HYGIENE + cycle ensures safe working while maintaining the highest levels of hygiene.

Reduced consumption of water, detergent, rinse aid and electricity thanks to the innovative optimised rinse system

17 wash cycles, of which 6 with partial and 2 with total wash water discharge

The ENERGY RECOVERY system recovers the steam produced by the running machine to preheat the cold feed water.

PLUS SYSTEM Rinsing at constant temperature and water pressure

# EXCELSIOR PLUS DISHWASHER - BPEXII500DASMALL

Project .....  
Rev.: .....  
Zone: .....  
Location: .....



CODICE  
**BND212043**

MODELLO  
**BPEXII500DASMALL**

SERIE  
**WASHING**

## Technical Information

SPECIFICATION	DATA
MATERIAL	BND212043
DEFINITION	BPEXII500DASMALL LAVAST. ELET. 500
DIM. WIDTH	600 mm
DIM. PRODUCTIVITY	600 mm
DIM. HEIGHT	850 mm
NET WEIGHT	60 Kg
PACKAGE LENGTH	660 mm
PACKAGE WIDTH	660 mm
PACKAGING HEIGHT	900 mm
PACKAGE VOLUME	0,392 m3
GROSS PACKING WEIGHT	68.5 Kg
STANDARD POWER SUPPLY	380-415V 3N
ELECTRICAL POWER	6.4 kW
BASKET SIZE	500x500 mm
WASH CYCLES	H+/60/120/180/90/180 - 180/360 sec
WASH PUMP	350W
WATER CONSUMPTION	3,5 - 7 lt

# EXCELSIOR PLUS DISHWASHER - BPEXII500DASMALL

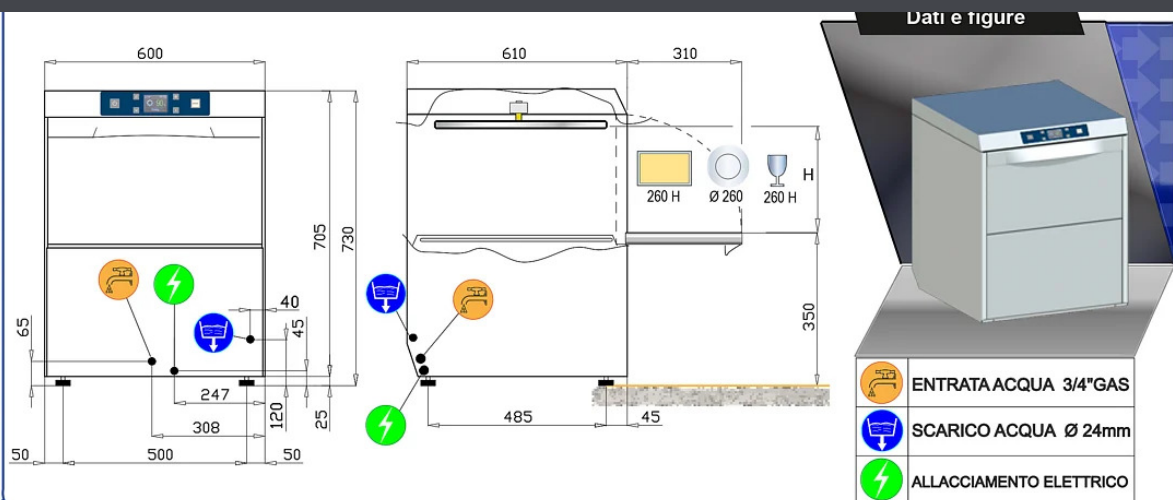
Project .....  
Rev.: .....  
Zone: .....  
Location: .....



CODICE  
BND212043


MODELLO  
BPEXII500DASMALL

SERIE  
WASHING



Dati e figure

	ENTRATA ACQUA 3/4" GAS
	SCARICO ACQUA Ø 24mm
	ALLACCIAMENTO ELETTRICO

DATI TECNICI	SCARICO PARZIALE								ACQUA PULITA(**)	
DIMENSIONI ESTERNE										
larghezza	600 mm									
profondita'	610 mm									
altezza (piedino avvitato)	730mm									
PESO (versione base)	60,0 kg									
TENSIONE DI ALIMENTAZIONE	230V 50Hz / 230V V3 50Hz / 400V 3N 50Hz									
POTENZA MASSIMA ASSORBITA	6350 W									
DUREZZA ACQUA	< 8 °F									
PRESSIONE ACQUA ALIM.	200 - 400 kPa									
ALTEZZA UTILE & CESTI										
altezza utile (H)	260 mm									
DIMENSIONE CESTI										
500x500 mm										
DOTAZIONE CESTI										
1xC40 - 1xC44 - 1x15060										
N° CICLI (sec)	0(21+680)(***)	H+		1(60)	2(120)	3(180)	4(90)	5(180)	6(180)	7(360)
ALIMENTAZIONE ACQUA 55°C										
produzione cesti/h(*) <sup>(1)</sup>	/	5	60	30	20	40	20	20	10	
ALIMENTAZIONE ACQUA 10°C										
produzione cesti/h(*) <sup>(1)</sup>	/	5	22	22	20	18	18	9	9	
CONSUMO ACQUA PER CICLO	/	3,5 L	BICCHIERI 3,5 L			PIATTI 3,5 L		ACQUA PULITA 7,0 L		
CONDUCIBILITA' ACQUA										
> 200 µS / cm										
CAPACITA' BOILER										
11,0 L										
RESISTENZA BOILER										
6000 W										
SET. TEMP. RISCIAQUO	70÷90°C(***)	87°C	70°C			82°C		82°C		
CAPACITA' VASCA										
10,0 L								7,0 l		
RESISTENZA VASCA										
2100 W										
SET. TEMPERATURA VASCA	50÷70°C(***)	65°C	60°C							
POTENZA POMPA lavag./risc.										
350 / 250 W										
POMPA SCARICO										
25W h max scarico 0,8 m										
RUMOROSITA'										
61,3±0,7 dB(A)										

(\*) TERMOSTOP DI SERIE / (\*\*) SCARICO TOTALE AD OGNI CICLO(\*\*\*) / CICLO PERSONALIZZATO / (H+) 600" con 65°C in vasca

(1) In caso di alimentazione con acqua fredda e/o in caso di più lavaggi consecutivi si potrebbero allungare i tempi di riscaldamento dell'acqua del risciacquo finale fino al raggiungimento della temperatura ottimale. Conseguentemente, il tempo totale del ciclo di lavaggio potrebbe aumentare.

N.B. A TERMINE DI LEGGE CI RISERVIAMO LA PROPRIETA' DI QUESTO DISEGNO CON DIVIETO DI RIPRODURLO O DI RENDERSI NOTO A TERZI O A DITTE CONCORRENTI SENZA NOSTRI CONSENSI SCRITTI

PAGE 1 / 1

# EXCELSIOR PLUS DISHWASHER - BPEXII500DASMALL

Project .....  
Rev.: .....  
Zone: .....  
Location: .....



CODICE  
BND212043

MODELLO  
BPEXII500DASMALL

SERIE  
WASHING

## PRODUCT'S RANGE PLUS




Immediate savings of 35 percent on energy consumption and improved temperature in the working environment, no longer saturated by the humidity produced by the machine.



Reduced consumption of water, detergent, rinse aid and electricity thanks to the innovative optimised rinse system



PLUS SYSTEM Rinsing at constant temperature and water pressure



8 wash cycles, of which 6 with partial and 2 with total wash water discharge



The ENERGY RECOVERY system recovers the steam produced by the running machine to preheat the cold feed water.