

# EXCELSIOR PLUS GLASSWASHER - BPEX400IIHR

Project .....  
Rev.: .....  
Zone: .....  
Location: .....



CODICE  
BND212036

MODELLO  
BPEX400IIHR

SERIE  
WASHING

## GENERAL CHARACTERISTICS

Professional dishwashers designed to meet the needs for efficient and rapid cleaning of dishes and utensils in commercial settings, such as restaurants, hotels, and similar food facilities.

Baron professional equipment is designed to handle a high volume of dishes and ensure high hygiene standards in commercial settings.



## TECHNICAL SPECIFICATIONS

We have simply combined the highest technical specifications and the latest technology with the name and time-tested features. EXCELSIOR PLUS is our answer to the new high standards of hygiene and cleanliness in the world market, while keeping our operating costs as low as ever.

Thanks to the Rinse system. HYGIENE + cycle ensures safe working while maintaining the highest levels of hygiene.

Reduced consumption of water, detergent, rinse aid and electricity thanks to the innovative optimised rinse system.

10 wash cycles, of which 6 with partial and 2 with total wash water discharge.

The ENERGY RECOVERY system recovers the steam produced by the running machine to preheat the cold feed water.

PLUS SYSTEM Rinsing at constant temperature and water pressure.

# EXCELSIOR PLUS GLASSWASHER - BPEX400IIHR

Project .....  
Rev.: .....  
Zone: .....  
Location: .....



CODICE  
BND212036

MODELLO  
BPEX400IIHR

SERIE  
WASHING

## Technical Information

SPECIFICATION	DATA
MATERIAL	BND212036
DEFINITION	BPEX400IIHR LAVAST. ELET. 400
DIM. WIDTH	460 mm
DIM. PRODUCTIVITY	545 mm
DIM. HEIGHT	715 mm
NET WEIGHT	45.5 Kg
PACKAGE LENGTH	530 mm
PACKAGE WIDTH	620 mm
PACKAGING HEIGHT	820 mm
PACKAGE VOLUME	0,269 m3
GROSS PACKING WEIGHT	50 Kg
STANDARD POWER SUPPLY	380-415V 3N
ELECTRICAL POWER	6.3 kW
BASKET SIZE	400x400 mm
WASH CYCLES	H+/ 60/120/180/90/120 - 120/170 sec
WASH PUMP	250W
WATER CONSUMPTION	3 lt - 4 lt

# EXCELSIOR PLUS GLASSWASHER - BPEX400IIHR

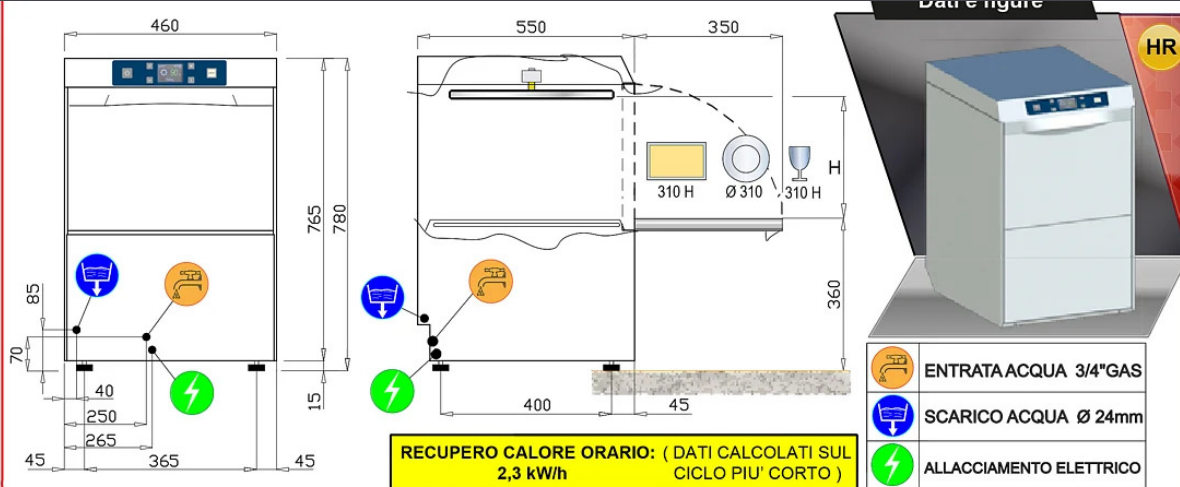
Project .....  
Rev.: .....  
Zone: .....  
Location: .....




CODICE  
BND212036

MODELLO  
BPEX400IIHR

SERIE  
WASHING



DATI TECNICI	SCARICO PARZIALE							ACQUA PULITA(**)		
DIMENSIONI ESTERNE										
larghezza				460 mm						
profondita'				550 mm						
altezza (piedino avvitato)				780 mm						
PESO (versione base)				50 kg						
TENSIONE DI ALIMENTAZIONE				230V 50Hz						
POTENZA MASSIMA ASSORBITA				4750 W						
DUREZZA ACQUA				< 8 °F						
PRESSIONE ACQUA ALIM.				200 - 400 kPa						
ALTEZZA UTILE & CESTI										
altezza utile (H)				310 mm						
DIMENSIONE CESTI				400x400 mm						
DOTAZIONE CESTI										
2xC121 - 1x10728 - 1x15060										
N° CICLI (sec)	0(21÷680)(***)	H+		1(60)	2(120)	3(180)	4(90)	5(120)	6(120)	7(170)
ALIMENTAZIONE ACQUA 55°C										
produzione cesti/h(*) <sup>(1)</sup>	/	---	---	---	---	---	---	---	---	---
ALIMENTAZIONE ACQUA 10°C										
produzione cesti/h(*) <sup>(1)</sup>	/	5	25	25	20	20	20	15	15	
CONSUMO ACQUA PER CICLO	/	3,0 L	BICCHIERI 3,0 L			PIATTI 3,0 L		ACQUA PULITA 4,0 L		
CONDUCIBILITA' ACQUA										
> 200 µS / cm										
CAPACITA' BOILER										
5,5 L										
RESISTENZA BOILER										
4500 W										
SET. TEMP. RISCACQUO	70÷90°C(***)	87°C	70°C			82°C		82°C		
CAPACITA' VASCA										
7,0 L										
4,0 L										
RESISTENZA VASCA										
2100 W										
SET. TEMPERATURA VASCA	50÷70°C(***)	65°C	60°C							
POTENZA POMPA lavag./risc.										
250 / 250 W										
POMPA SCARICO										
25W h max scarico 0,5 m										
RUMOROSITA'										
59,9±0,7 dB(A)										

(\*) TERMOSTOP DI SERIE / (\*\*) SCARICO TOTALE AD OGNI CICLO (\*\*\*) / CICLO PERSONALIZZATO / (H+) 600" con 65°C in vasca

(1) In caso di alimentazione con acqua fredda e/o in caso di più lavaggi consecutivi si potrebbero allungare i tempi di riscaldamento dell'acqua del risciacquo finale fino al raggiungimento della temperatura ottimale. Conseguentemente, il tempo totale del ciclo di lavaggio potrebbe aumentare.

N.B. A TERMINE DI LEGGE CI RISERVIAMO LA PROPRIETA' DI QUESTO DISEGNO CON DIVIETO DI RIPRODURLO O DI RENDERLO NOTO A TERZI O A DITTE CONCORRENTI SENZA NOSTRO CONSENSO SCRITTO

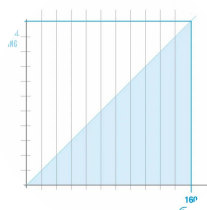
PAGE 1 / 1

CODICE  
BND212036

MODELLO  
BPEX400IIHR

SERIE  
WASHING

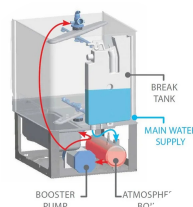
# PRODUCT'S RANGE PLUS




Immediate savings of 35 percent on energy consumption and improved temperature in the working environment, no longer saturated by the humidity produced by the machine.



Reduced consumption of water, detergent, rinse aid and electricity thanks to the innovative optimised rinse system



PLUS SYSTEM Rinsing at constant temperature and water pressure



8 wash cycles, of which 6 with partial and 2 with total wash water discharge



The ENERGY RECOVERY system recovers the steam produced by the running machine to preheat the cold feed water.