

ELECTRIC PLANCHA - TOP VERSION

Project
Rev.:
Zone:
Location:



CODICE
CR1353499

MODELLO
Q90PH/E100

SERIE
QUEEN 9

GENERAL CHARACTERISTICS

It is the choice of those who need maximum strength and power. Queen9 is distinguished by its 900 mm depth, a 20/10-thick work surface, double-crown burners, and the use of elegant stainless steel with a Scotch Brite finish.

Details that not only offer maximum functionality and aesthetics, but also take into account the practical and ergonomic needs of those who work.

The extreme freedom of composition allows top models to be combined with accessorizable oven and neutral base units, even with hygienic finishes.

With more than 350 models immediately available in the catalog, Queen9 is already ready to start giving its best.

In addition, all equipment that makes up a Queen9 kitchen is certified in compliance with international standards, including CE, GAR, AGA and others.



TECHNICAL SPECIFICATIONS

Two types of healthy and versatile cooking.

Direct or indirect cooking with 4 independent zones and a continuous temperature control system.

Heat does not dissipate due to the chromium molybdenum steel contact surface.

4 independent cooking zones of 4kw each.

Perimeter channel for grease collection with grease drain hole in basin.

The chromium-molybdenum plate with direct and indirect cooking possibilities.

Thanks to the jet-proofing certification (IPX5) obtained through specific tests, knobs and under-knobs can be washed at the end of the working day without compromising functionality and safety.

The front bar is a comfortable foothold for the cook; it keeps a safe distance from the worktop and thus protects against accidental collisions with what is resting on the worktops and at the same time the handles.

ELECTRIC PLANCHA - TOP VERSION

Project
Rev.:
Zone:
Location:



CODICE
CR1353499

MODELLO
Q90PH/E100

SERIE
QUEEN 9

Technical Information

SPECIFICATION	DATA
MATERIAL	CR1353499
DEFINITION	Q90PH/E1000 PLANCHA ELETTRICA TOP
COMMERCIAL LINE	QUEEN
SUPPLY	ELECTRICS
DIM. WIDTH	1000 mm
DIM. PRODUCTIVITY	900 mm
DIM. HEIGHT	250 mm
NET WEIGHT	0 Kg
VOLUME (net)	0.225
PACKAGE LENGTH	440 mm
PACKAGE WIDTH	980 mm
PACKAGING HEIGHT	500 mm
PACKAGE VOLUME	0,216 m3
GROSS PACKING WEIGHT	0 Kg
STANDARD POWER SUPPLY	380-415V 3N
FREQUENCY	50-60 Hz
ELECTRICAL POWER	16 kW
IP GRADE	IPX4
CERTIFIED MODEL	Q90PH/E100

ELECTRIC PLANCHA - TOP VERSION

CODICE	MODELLO	SERIE
CR1353499	Q90PH/E100	QUEEN 9

Project
Rev.:
Zone:
Location:



ELECTRIC PLANCHA - TOP VERSION

Project
Rev.:
Zone:
Location:



CODICE
CR1353499


MODELLO
Q90PH/E100

SERIE
QUEEN 9

PRODUCT'S RANGE PLUS




4 independent 4kw cooking zones




Removable grease pan for easy cleaning



Ability to cook in with direct and indirect cooking



Perimeter channel for grease collection with grease drain hole in basin.



Maximum temperature of 400°C