

# EXCELSIOR PLUS CANOPY - BPEX14BPEXII

Project .....  
Rev.: .....  
Zone: .....  
Location: .....



CODICE  
BND212064

MODELLO  
BPEX14BPEXII

SERIE  
WASHING

## GENERAL CHARACTERISTICS

Professional dishwashers designed to meet the needs for efficient and rapid cleaning of dishes and utensils in commercial settings, such as restaurants, hotels, and similar food facilities.

Baron professional equipment is designed to handle a high volume of dishes and ensure high hygiene standards in commercial settings.



## TECHNICAL SPECIFICATIONS

We have simply combined the highest technical specifications and the latest technology with the name and time-tested features.

EXCELSIOR PLUS is our answer to the new high standards of hygiene and cleanliness in the world market, while keeping our operating costs as low as ever

Thanks to the Rinse system. HYGIENE + cycle ensures safe working while maintaining the highest levels of hygiene.

Reduced consumption of water, detergent, rinse aid and electricity thanks to the innovative optimised rinse system

20 wash cycles, of which 6 with partial and 2 with total wash water discharge

The ENERGY RECOVERY system recovers the steam produced by the running machine to preheat the cold feed water.

PLUS SYSTEM Rinsing at constant temperature and water pressure

# EXCELSIOR PLUS CANOPY - BPEX14BPEXII

Project .....  
Rev.: .....  
Zone: .....  
Location: .....



CODICE  
**BND212064**

MODELLO  
**BPEX14BPEXII**

SERIE  
**WASHING**

## Technical Information

SPECIFICATION	DATA
MATERIAL	BND212064
DEFINITION	BPEX14BPEXII LAVAST.CAPOTTA EL. 500
DIM. WIDTH	720 mm
DIM. PRODUCTIVITY	735 mm
DIM. HEIGHT	1445 mm
NET WEIGHT	125 Kg
PACKAGE LENGTH	760 mm
PACKAGE WIDTH	840 mm
PACKAGING HEIGHT	1500 mm
PACKAGE VOLUME	0,958 m3
GROSS PACKING WEIGHT	136.5 Kg
STANDARD POWER SUPPLY	380-415V 3N
ELECTRICAL POWER	10.5 kW
BASKET SIZE	500x500 mm
WASH CYCLES	H+/50/90/120/180/300 sec
WASH PUMP	900W
WATER CONSUMPTION	3,5 lt

# EXCELSIOR PLUS CANOPY - BPEX14BPEXII

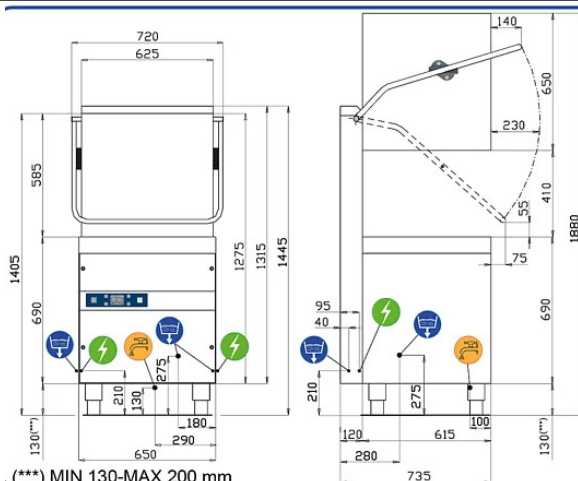
Project .....  
Rev.: .....  
Zone: .....  
Location: .....



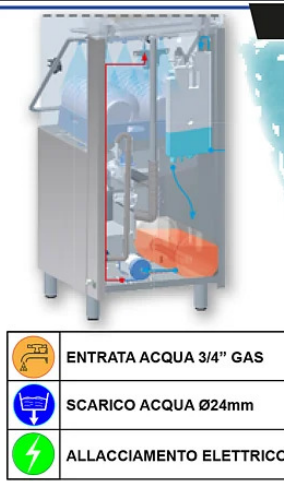
CODICE  
BND212064

MODELLO  
BPEX14BPEXII

SERIE  
WASHING




(\*\*\*) MIN 130-MAX 200 mm



## Dati e figure

	ENTRATA ACQUA 3/4" GAS
	SCARICO ACQUA Ø24mm
	ALLACCIAMENTO ELETTRICO

DATI TECNICI							
DIMENSIONI ESTERNE							
<b>larghezza</b>	720 mm						
<b>profondita'</b>	735 mm						
<b>altezza ( piedino avvitato )</b>	1445/1880(open hood) mm						
PESO NETTO (versione base)	125 kg						
TENSIONE DI ALIMENTAZIONE	400V 3N 50Hz						
POTENZA MASSIMA ASSORBITA	9900 W						
DUREZZA ACQUA	2-8 °F						
PRESSIONE ACQUA ALIMENTAZIONE	200-400 kPa						
ALTEZZA UTILE & CESTI							
<b>diametro piatti</b>	410 mm						
<b>vassoi</b>	GASTRONORM 1/1 (530x325)						
DIMENSIONE CESTI	500X500 mm						
DOTAZIONE CESTI	2XC40 - 1XC44 - 2X15060						
<b>N° CICLI</b> (sec)	0(21+680)(**)	<b>H+</b> 	1 (<50)	2 (<90)	3(120)	4(180)	5(300)
ALIMENTAZIONE ACQUA 55°C							
produzione cesti(*) <sup>(1)</sup> Cesti/h	/	5	72	40	30	20	12
ALIMENTAZIONE ACQUA 10°C							
produzione cesti(*) <sup>(1)</sup> Cesti/h	/	5	31	31	30	20	12
CONSUMO ACQUA PER CICLO	3.5 L						
CAPACITA' BOILER	15 L						
RESISTENZA BOILER	9000 W						
SET. TEMPERATURA RISCACQUO	70÷90°C(**)	87°C	82°C				
CAPACITA' VASCA	20 l						
RESISTENZA VASCA	2700 W						
SET. TEMPERATURA VASCA	50÷70°C(**)	65°C	60°C				
POTENZA POMPA lavaggio / risciacquo	900W (500 l/min***)/250 W						
pompa scarico	25 W (40 l/min***)						
RUMOROSITA'	63.6±0.7 dB(A)						

(\*) TERMOSTOP DI SERIE / (\*\*\*) PORTATA MASSIMA / (\*\*) CICLO PERSONALIZZATO / (H+) 600" con 65°C in vasca

<sup>1)</sup> In caso di alimentazione con acqua fredda e/o in caso di più lavaggi consecutivi si potrebbero allungare i tempi di riscaldamento dell'acqua del risciacquo inale fino al raggiungimento della temperatura ottimale. Conseguentemente, il tempo totale del ciclo di lavaggio potrebbe aumentare.

N.B. A TERMINE DI LEGGE CI RISERVIAMO LA PROPRIETA' DI QUESTO DISEGNO CON DIVIETO DI RIPRODURLO O DI RENDERLO NOTO A TERZI O A DITTE CONCORRENTI SENZA NOSTRO CONSENSO SCRITTO

PAGE 1 / 1

# PRODUCT'S RANGE PLUS




Immediate savings of 35 percent on energy consumption and improved temperature in the working environment, no longer saturated by the humidity produced by the machine.



Reduced consumption of water, detergent, rinse aid and electricity thanks to the innovative optimised rinse system



PLUS SYSTEM Rinsing at constant temperature and water pressure



8 wash cycles, of which 6 with partial and 2 with total wash water discharge



The ENERGY RECOVERY system recovers the steam produced by the running machine to preheat the cold feed water.