

EXCELSIOR PLUS GLASSWASHER - BPEX400II

Project
Rev.:
Zone:
Location:



CODICE
BND212034

MODELLO
BPEX400II

SERIE
WASHING

GENERAL CHARACTERISTICS

Professional dishwashers designed to meet the needs for efficient and rapid cleaning of dishes and utensils in commercial settings, such as restaurants, hotels, and similar food facilities.

Baron professional equipment is designed to handle a high volume of dishes and ensure high hygiene standards in commercial settings.



TECHNICAL SPECIFICATIONS

We have simply combined the highest technical specifications and the latest technology with the name and time-tested features. EXCELSIOR PLUS is our answer to the new high standards of hygiene and cleanliness in the world market, while keeping our operating costs as low as ever.

Thanks to the Rinse system. HYGIENE + cycle ensures safe working while maintaining the highest levels of hygiene.

Reduced consumption of water, detergent, rinse aid and electricity thanks to the innovative optimised rinse system.

8 wash cycles, of which 6 with partial and 2 with total wash water discharge.

The ENERGY RECOVERY system recovers the steam produced by the running machine to preheat the cold feed water.

PLUS SYSTEM Rinsing at constant temperature and water pressure.

EXCELSIOR PLUS GLASSWASHER - BPEX400II

Project
Rev.:
Zone:
Location:



CODICE
BND212034

MODELLO
BPEX400II

SERIE
WASHING

Technical Information

SPECIFICATION	DATA
MATERIAL	BND212034
DEFINITION	BPEX400II LAVAST. ELET. 400
DIM. WIDTH	460 mm
DIM. PRODUCTIVITY	545 mm
DIM. HEIGHT	715 mm
NET WEIGHT	45.5 Kg
PACKAGE LENGTH	530 mm
PACKAGE WIDTH	620 mm
PACKAGING HEIGHT	820 mm
PACKAGE VOLUME	0,269 m3
GROSS PACKING WEIGHT	50 Kg
STANDARD POWER SUPPLY	380-415V 3N
ELECTRICAL POWER	6.3 kW
BASKET SIZE	400x400 mm
WASH CYCLES	H+/60/120/180/90/120 - 120/170 sec
WASH PUMP	250W
WATER CONSUMPTION	3 lt - 4 lt

EXCELSIOR PLUS GLASSWASHER - BPEX400II

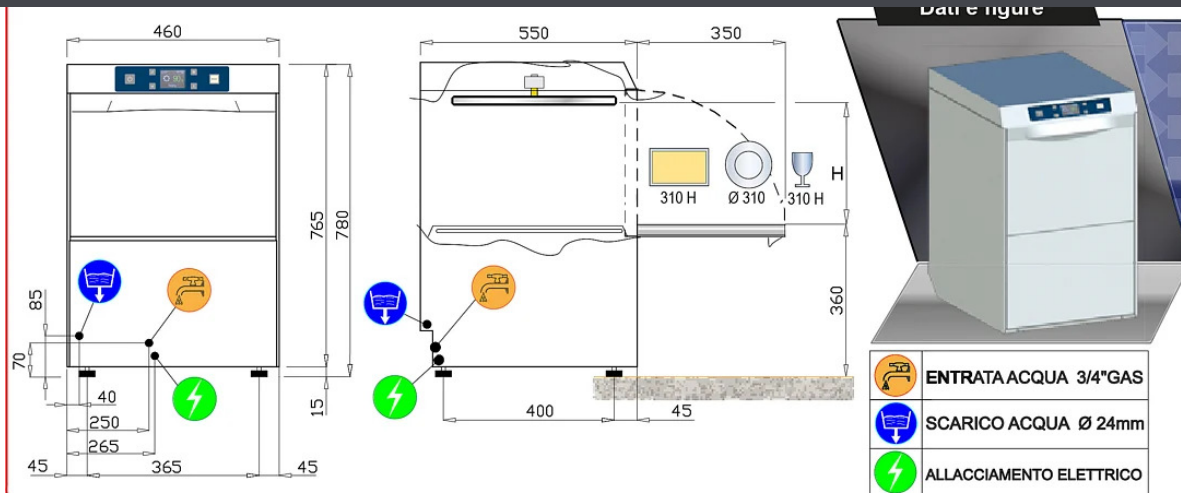
Project
Rev.:
Zone:
Location:




CODICE
BND212034

MODELLO
BPEX400II

SERIE
WASHING



DATI TECNICI		SCARICO PARZIALE							ACQUA PULITA(**)	
DIMENSIONI ESTERNE										
larghezza					460 mm					
profondita'					550 mm					
altezza (piedino avvitato)					780 mm					
PESO (versione base)					50 kg					
TENSIONE DI ALIMENTAZIONE					230V 50Hz					
POTENZA MASSIMA ASSORBITA					4750 W					
DUREZZA ACQUA					< 8 °F					
PRESSIONE ACQUA ALIM.					200 - 400 kPa					
ALTEZZA UTILE & CESTI										
altezza utile (H)					310 mm					
DIMENSIONE CESTI					400x400 mm					
DOTAZIONE CESTI					2xC121 - 1x10728 - 1x15060					
N° CICLI (sec)	0(21+680)(***)	H+		1(60)	2(120)	3(180)	4(90)	5(120)	6(120)	7(170)
ALIMENTAZIONE ACQUA 55°C										
produzione cesti/h(*) ⁽¹⁾		/	5	58	30	20	38	30	27	21
ALIMENTAZIONE ACQUA 10°C										
produzione cesti/h(*) ⁽¹⁾		/	5	19	19	19	16	16	12	12
CONSUMO ACQUA PER CICLO		/	3,0 L	BICCHIERI 3,0 L		PIATTI 3,0 L		ACQUA PULITA 4,0 L		
CONDUCIBILITA' ACQUA				> 200 µS / cm						
CAPACITA' BOILER				5,5 L						
RESISTENZA BOILER				4500 W						
SET. TEMP. RISCACQUO		70+90°C(***)	87°C	70°C			82°C		82°C	
CAPACITA' VASCA				7,0 L						
RESISTENZA VASCA				2100 W						
SET. TEMPERATURA VASCA		50+70°C(***)	65°C	60°C						
POTENZA POMPA lavag./risc.				250 / 250 W						
POMPA SCARICO				25W h max scarico 0,5 m						
RUMOROSITA'				59,9±0,7 dB(A)						

(*) TERMOSTOP DI SERIE / (**) SCARICO TOTALE AD OGNI CICLO(***) / CICLO PERSONALIZZATO / (H+) 600" con 65°C in vasca

(¹) In caso di alimentazione con acqua fredda e/o in caso di più lavaggi consecutivi si potrebbero allungare i tempi di riscaldamento dell'acqua del risciacquo finale fino al raggiungimento della temperatura ottimale. Conseguentemente, il tempo totale del ciclo di lavaggio potrebbe aumentare.

N.B. A TERMINE DI LEGGE CI RISERVIAMO LA PROPRIETA' DI QUESTO DISEGNO CON DIVIETO DI RIPRODURLO O DI RENDERLO NOTO A TERZI O A DITTE CONCORRENTI SENZA NOSTRO CONSENSO SCRITTO

PAGE 1 / 1

EXCELSIOR PLUS GLASSWASHER - BPEX400II

Project
Rev.:
Zone:
Location:



CODICE
BND212034

MODELLO
BPEX400II

SERIE
WASHING

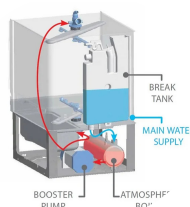
PRODUCT'S RANGE PLUS



Immediate savings of 35 percent on energy consumption and improved temperature in the working environment, no longer saturated by the humidity produced by the machine.



Reduced consumption of water, detergent, rinse aid and electricity thanks to the innovative optimised rinse system



PLUS SYSTEM Rinsing at constant temperature and water pressure



8 wash cycles, of which 6 with partial and 2 with total wash water discharge



The ENERGY RECOVERY system recovers the steam produced by the running machine to preheat the cold feed water.