

# EXCELSIOR PLUS CANOPY - BPEX14BPEXIIHR

Project .....  
Rev.: .....  
Zone: .....  
Location: .....



CODICE  
BND212066

MODELLO  
BPEX14BPEXIIHR

SERIE  
WASHING

## GENERAL CHARACTERISTICS

Professional dishwashers designed to meet the needs for efficient and rapid cleaning of dishes and utensils in commercial settings, such as restaurants, hotels, and similar food facilities.

Baron professional equipment is designed to handle a high volume of dishes and ensure high hygiene standards in commercial settings.



## TECHNICAL SPECIFICATIONS

We have simply combined the highest technical specifications and the latest technology with the name and time-tested features. EXCELSIOR PLUS is our answer to the new high standards of hygiene and cleanliness in the world market, while keeping our operating costs as low as ever.

Thanks to the Rinse system. HYGIENE + cycle ensures safe working while maintaining the highest levels of hygiene.

Reduced consumption of water, detergent, rinse aid and electricity thanks to the innovative optimised rinse system

22 wash cycles, of which 6 with partial and 2 with total wash water discharge

The ENERGY RECOVERY system recovers the steam produced by the running machine to preheat the cold feed water.

PLUS SYSTEM Rinsing at constant temperature and water pressure

# EXCELSIOR PLUS CANOPY - BPEX14BPEXIIHR

Project .....  
Rev.: .....  
Zone: .....  
Location: .....



CODICE  
BND212066

MODELLO  
BPEX14BPEXIIHR

SERIE  
WASHING

## Technical Information

SPECIFICATION	DATA
MATERIAL	BND212066
DEFINITION	BPEX14BPEXIIHR LAVAST.CAPOTTA EL. 500
DIM. WIDTH	720 mm
DIM. PRODUCTIVITY	735 mm
DIM. HEIGHT	1445 mm
NET WEIGHT	144 Kg
PACKAGE LENGTH	760 mm
PACKAGE WIDTH	840 mm
PACKAGING HEIGHT	1750 mm
PACKAGE VOLUME	1,117 m3
GROSS PACKING WEIGHT	160 Kg
STANDARD POWER SUPPLY	380-415V 3N
BASKET SIZE	500x500 mm
WASH CYCLES	H+/50/90/120/180/300 sec
WASH PUMP	900W
WATER CONSUMPTION	3,5 lt

# EXCELSIOR PLUS CANOPY - BPEX14BPEXIIHR

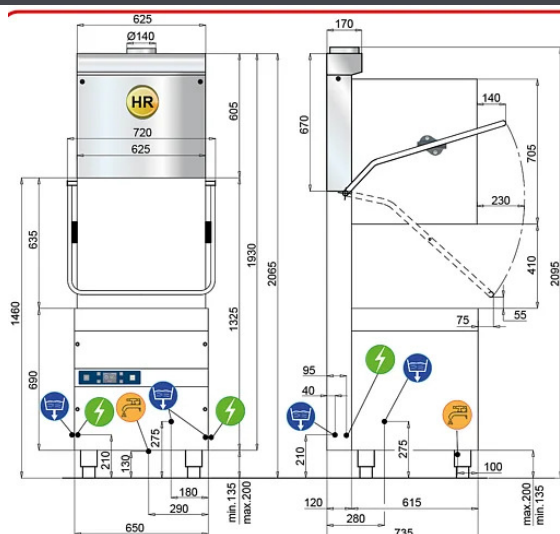
Project .....  
Rev.: .....  
Zone: .....  
Location: .....



CODICE  
BND212066


MODELLO  
BPEX14BPEXIIHR

SERIE  
WASHING



	ENTRATA ACQUA 3/4" GAS
	SCARICO ACQUA Ø24mm
	ALLACCIAMENTO ELETTRICO

## Dati e figure



DATI TECNICI								
DIMENSIONI ESTERNE								
larghezza		720 mm						
profondita'		735 mm						
altezza(piedino avvitato)		2095 mm						
PESO NETTO (versione base)		145 kg						
TENSIONE DI ALIMENTAZIONE		400V 3N 50Hz						
POTENZA MASSIMA ASSORBITA		9900 W						
DUREZZA ACQUA		< 8 °F						
CONDUCIBILITA' ACQUA		> 200 µS/cm						
PRESSIONE ACQUA ALIMENTAZIONE		200-400 kPa						
ALTEZZA UTILE & CESTI								
diametro piatti		410 mm						
vassoi		GASTRONORM 1/1 (530x325)						
DIMENSIONE CESTI		500X500 mm						
DOTAZIONE CESTI		2XC40 - 1XC44 - 2X15060						
N° CICLI	(sec)	0(21÷680)(**)	H+	1 (50)	2 (90)	3(120)	4(180)	5(300)
ALIMENTAZIONE ACQUA 10°C								
produzione cesti(*) <sup>(1)</sup>	Cesti/h	/	5	45	40	30	20	12
CONSUMO ACQUA PER CICLO			3.5 L					
CAPACITA' BOILER			15 L					
RESISTENZA BOILER			9000 W					
SET. TEMPERATURA RISCIAQUO	70°C÷90°C(**)	87°C	82°C					
CAPACITA' VASCA			20 L					
RESISTENZA VASCA			2700 W					
SET. TEMPERATURA VASCA	50°C÷70°C(**)	65°C	60°C					
POTENZA POMPA lavaggio/risciacquo			900W (500 L/min***)/250 W					
pompa scarico			25 W (40 L/min***)					
RUMOROSITA'			63.6±0.7 dB(A)					

TEMPERATURA ARIA  
IN USCITA:  
25°C

UMIDITA':  
60%

PORTATA D'ARIA:  
105 m³/h

RECUPERO ORARIO:  
6 kW/h  
(DATI CALCOLATI SUL  
CICLO PIÙ CORTO)

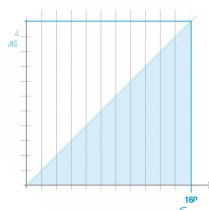
(\*) TERMOSTOP DI SERIE / (\*\*\*) PORTATA MASSIMA / (\*\*) CICLO PERSONALIZZATO / (H+) 600" con 65°C in vasca

<sup>(1)</sup> In caso di alimentazione con acqua fredda e/o in caso di più lavaggi consecutivi si potrebbero allungare i tempi di riscaldamento dell'acqua del risciacquo finale fino al raggiungimento della temperatura ottimale. Conseguentemente, il tempo totale del ciclo di lavaggio potrebbe aumentare.

N.B. A TERMINE DI LEGGE CI RISERVIAMO LA PROPRIETA' DI QUESTO DISEGNO CON DIVIETO DI RIPRODURLO O DI RENDERLO NOTO A TERZI O A DITTE CONCORRENTI SENZA NOSTRO CONSENSO SCRITTO

PAGE 1 / 1

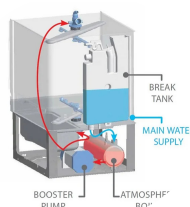
# PRODUCT'S RANGE PLUS




Immediate savings of 35 percent on energy consumption and improved temperature in the working environment, no longer saturated by the humidity produced by the machine.



Reduced consumption of water, detergent, rinse aid and electricity thanks to the innovative optimised rinse system



PLUS SYSTEM Rinsing at constant temperature and water pressure



8 wash cycles, of which 6 with partial and 2 with total wash water discharge



The ENERGY RECOVERY system recovers the steam produced by the running machine to preheat the cold feed water.