

ELECTRIC SALAMANDER WITH MOVABLE RADIANT PLATE - THREE-PHASE - 6 KW

Project
Rev.:
Zone:
Location:



CODICE
SE80/0

MODELLO
SE80/0

SERIE
SERIE 600

GENERAL CHARACTERISTICS

A line of small-sized cooking equipment designed for those who, even in small spaces, do not want to give up great performance. Made of AISI 304 18/10 stainless steel, finely finished with Scotch Brite satin finish, it has rounded edges and large capacity enclosures; it has 600/650 mm depth and modular width of 400/600/700/800/1000 mm; the series is completed by open, armored or refrigerated base supports.

The equipment is easily modular to one another until it forms a compact, gap-free whole thanks to a leak-covering profile that provides protection against leakage and thus maximum hygiene. High chimneys, ergonomic knobs mounted on a sloping dashboard for easy visibility, give the range ease of use from the first approach.

All models are CE approved.



TECHNICAL SPECIFICATIONS

Constructed of AISI 304 brushed stainless steel.
Rubber feet. Incoloy armored heating elements.
Ventilation holes at the top for heat and smoke evacuation.
Resistances contained in the upper movable top, sliding on guides.
SE80/0: 2 self-contained removable grids with athermic handles.
Removable chrome-plated steel sauce catchers and grids for cleaning.
Possible wall application by means of supports on request.

Constructed of brushed stainless steel AISI 304.

Rubber feet.
Incoloy armored heating elements.

Ventilation holes in the upper part for heat and smoke evacuation.
Heating elements contained in the movable upper, sliding on guides.

SE80/0: 2 self-contained removable grids with athermic handles

Sauce catchers and grids made of removable chrome-plated steel for cleaning.
Possible wall application by means of supports on request.

ELECTRIC SALAMANDER WITH MOVABLE RADIANT PLATE - THREE-PHASE - 6 KW

Project
Rev.:
Zone:
Location:



CODICE
SE80/0

MODELLO
SE80/0

SERIE
SERIE 600

Technical Information

SPECIFICATION	DATA
MATERIAL	SE80/0
SUPPLY	ELECTRICS
DIM. WIDTH	800 mm
DIM. PRODUCTIVITY	450 mm
DIM. HEIGHT	500 mm
STANDARD POWER SUPPLY	380-415V 3N
FREQUENCY	50-60 Hz
ELECTRICAL POWER	6 kW

ELECTRIC SALAMANDER WITH MOVABLE RADIANT
PLATE - THREE-PHASE - 6 KW


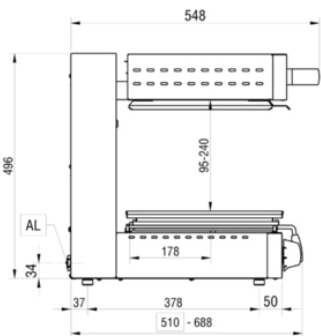
Project
Rev.:
Zone:
Location:



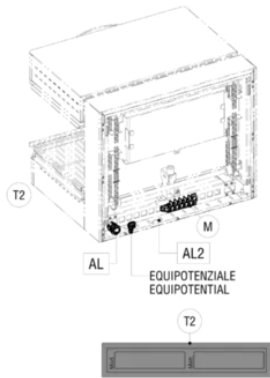
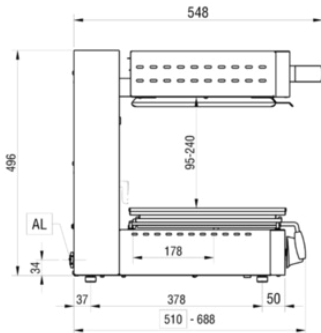
CODICE
SE80/0

MODELLO
SE80/0

SERIE
SERIE 600



Schema di foratura parete in calcestruzzo per fissaggio staffe
Diagram for drilling cement walls for the fastening of brackets
Schema für Betonwandbohrungen zur Befestigung der Wandhalterungen
Schéma de perçage de la paroi en béton pour fixer les étriers
Esquema de perforación de la pared de hormigón para fijación soportes



AL_ Entrata cavo elettrico | Power supply cable inlet | Netzkabeleingang | Entrée cable électrique | Entrada cable eléctrico.
AL2_ Alternativo | Alternative | Alternative | Alternative | Alternativa

Data stamp / Print date	Page / Sheet	Format / Format	Scale / Scale	Model / Model	Order / Code
26.02.20	1/1	A3	0.150	SE40_ SE60_ SE80_ QSE_40 QSE_60	5415.693.01

ELECTRIC SALAMANDER WITH MOVABLE RADIANT
PLATE - THREE-PHASE - 6 KW

CODICE	MODELLO	SERIE
SE80/0	SE80/0	SERIE 600

Project
Rev.:
Zone:
Location:



ACCESSORIES

CODE	MODELLO	DESCRIZIONE
9003	9003	STAINLESS STEEL SUPPORTS FOR WALL APPLICATION DEPTH 8 CM (1 PAIR)